

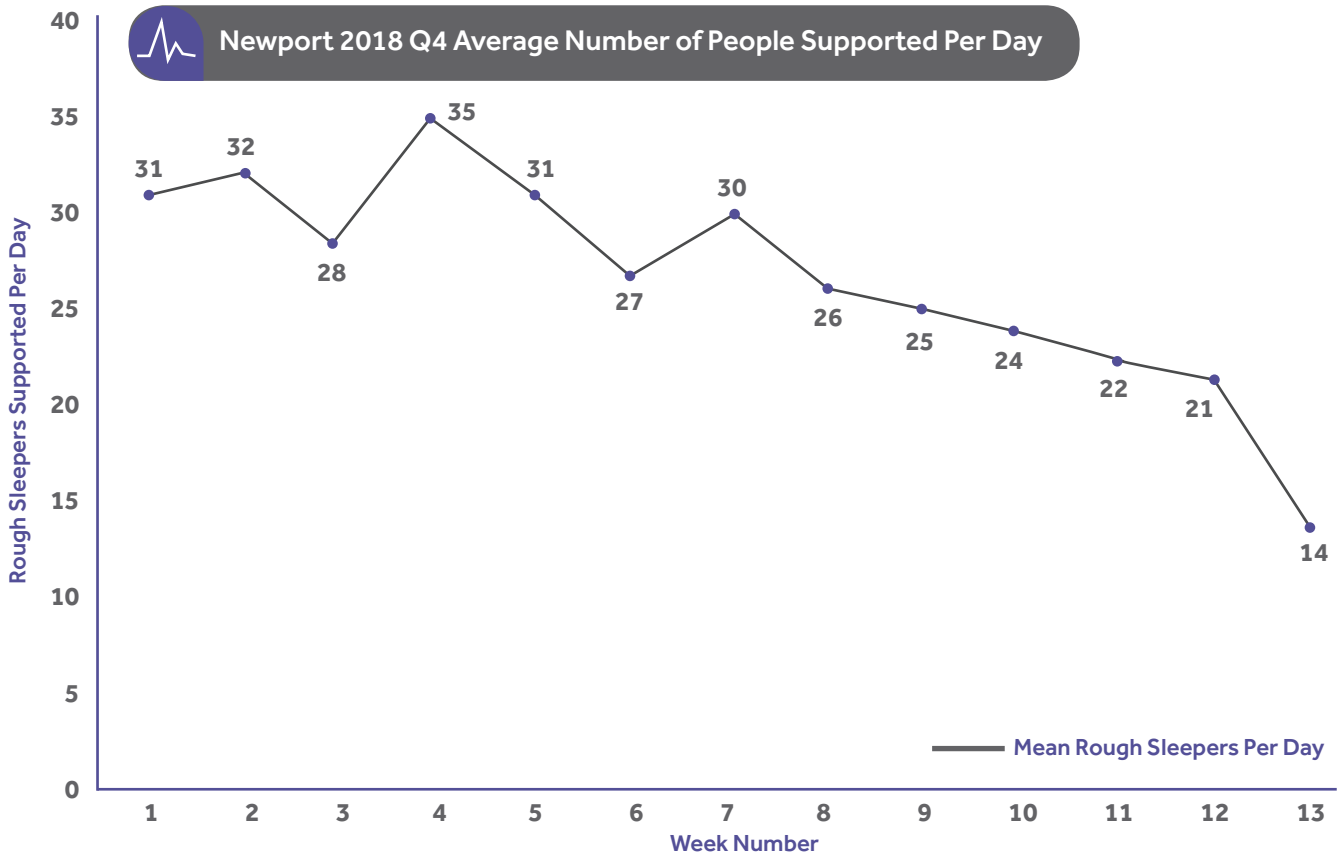
Rough Sleeping: Newport



Our Rough Sleepers Intervention Team (RSIT) in Newport operates 7 days a week providing humanitarian aid to rough sleepers in Newport city centre. The data collected by the team over the quarter includes the age & gender of those sleeping in the city centre among other information. This research is not intended to provide absolute figures for rough sleeping in the city but does indicate trends over time in rough sleeping in the city centre.

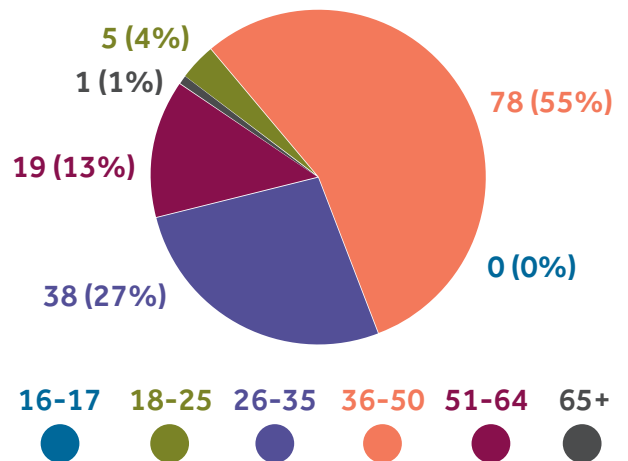
The results from Newport suggest that there has been a **13%** increase in rough sleeping between Q4 2017 and Q4 2018.

This data only refers the number of people who engage with our own Rough Sleepers' Intervention Teams, rather than the Local Authority's figures which represent data captured across all rough sleeper services – i.e. we track the number of people our RSITs make contact with.



Gender breakdown: People Supported = 141

Age breakdown



Average age of client
('Unknown' ages affect averages)

Male: 42 Female: 40 = **42**

Doing Something About Homelessness

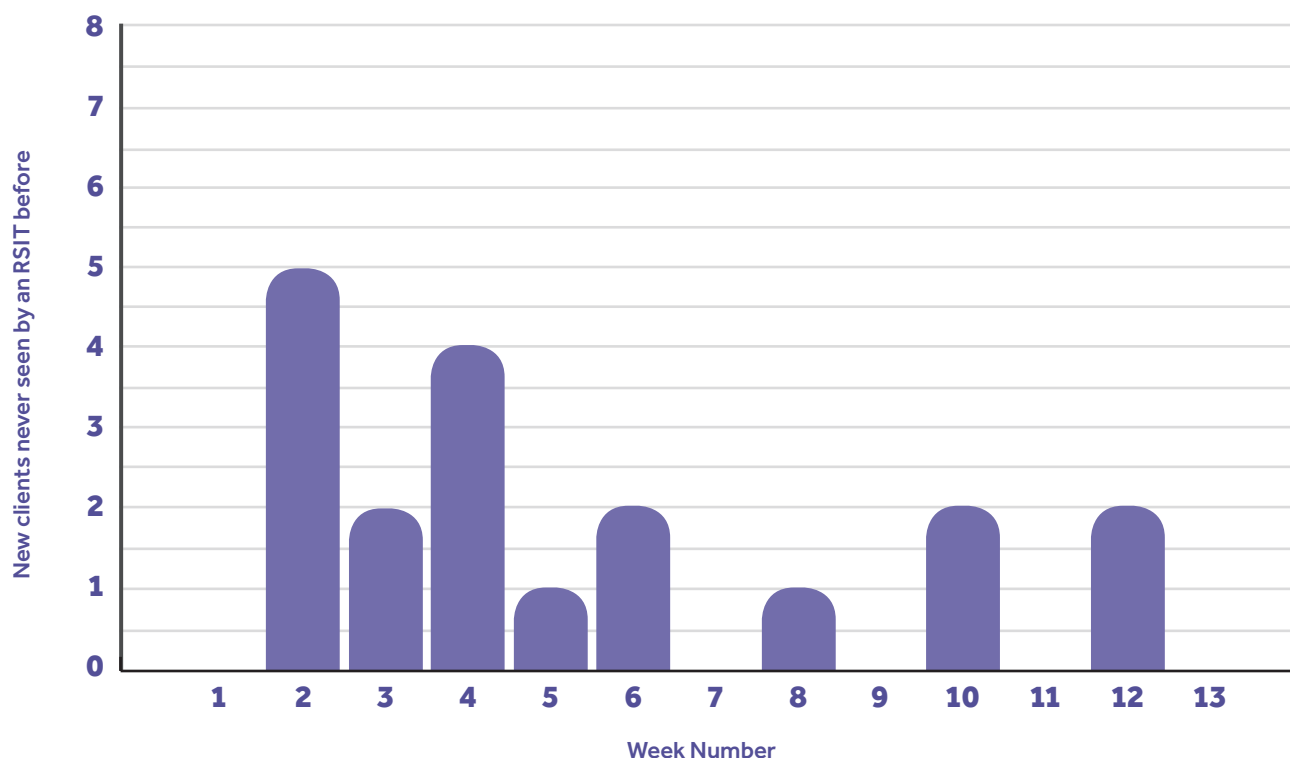
For a full report please visit our website: www.thewallich.com



Registered Charity No. 1004103

New clients per week

Each week in Q4 2018, the number of clients never seen by the RSIT before was recorded.



Clients seen during outreach and clients who came to drop-in services

Some clients engage with the RSIT 'on the street', during the breakfast run or at some other point during which the team is in Newport city centre. Other clients come to a drop-in run by the RSIT. Individuals in the former group are not necessarily sleeping rough, but are more likely to be.

Likewise, the people in latter group are more likely to be vulnerably housed – living in a hostel, for example. Numbers do overlap, as some clients might engage with the RSIT multiple times. As such, these numbers give a better (but not complete) idea of the numbers of clients sleeping rough, and the numbers who are vulnerably housed or otherwise homeless.

Number of clients attending drop-in:



Number of clients seen during RSIT outreach:

