

Rough Sleeping: Swansea



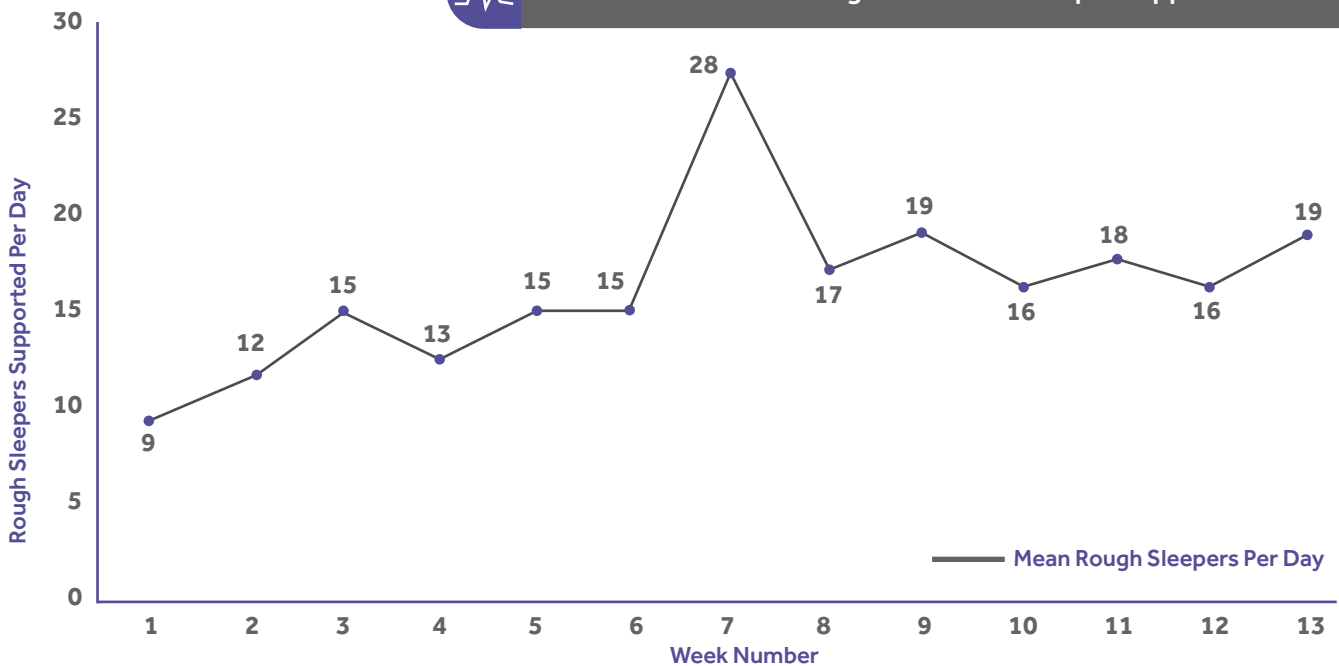
Our Rough Sleepers Intervention Team (RSIT) in Swansea provides humanitarian aid to rough sleepers in Swansea city centre. The data collected by the team over 13 weeks includes the age & gender of those sleeping in the city centre among other information.

This research is not intended to provide absolute figures for rough sleeping in the city but does indicate trends over time in rough sleeping in the city centre.

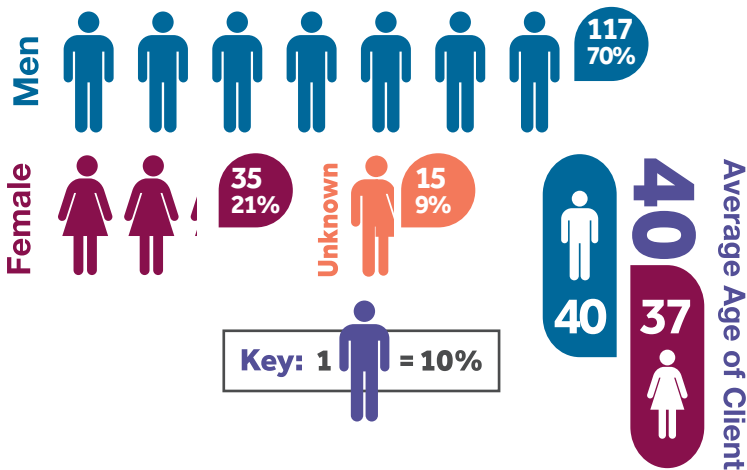
The results from Swansea suggest that there has been an **11%** decrease in rough sleeping between Q1 2017 and Q1 2018.

This data only refers the number of people who engage with our own Rough Sleepers' Intervention Teams, rather than the Local Authority's figures which represent data captured across all rough sleeper services – i.e. we track the number of people our RSITs make contact with.

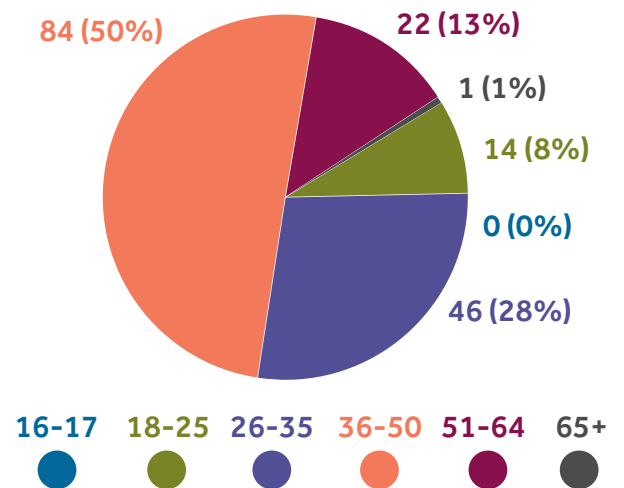
Swansea 2018 Q1 Average Number of People Supported Per Day



Gender breakdown: People Supported = **167**

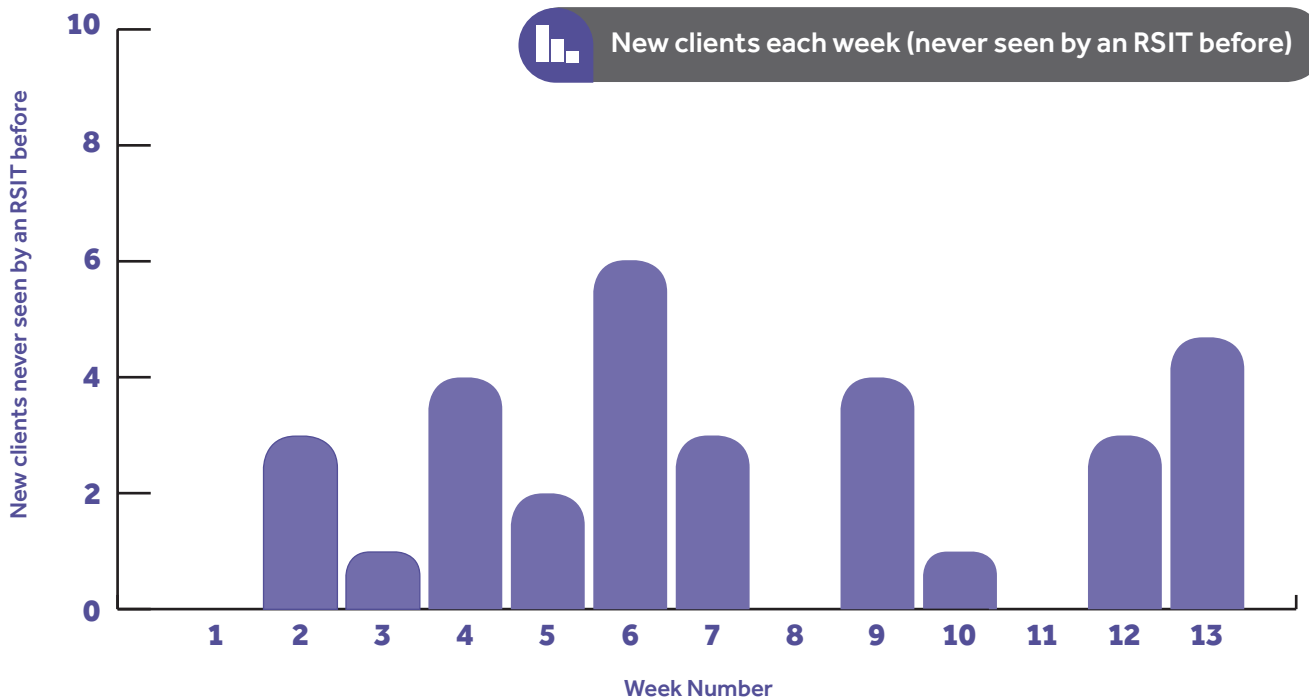


Age breakdown



New clients per week

Each week in Q1 2018, the number of clients never seen by the RSIT before was recorded.



Percentage of clients seen during outreach and clients who came to drop-in services

Some clients engage with the RSIT 'on the street', during the breakfast run or at some other point during which the team is in Swansea city centre. Other clients come to a drop-in run by the RSIT. Individuals in the former group are not necessarily sleeping rough, but are more likely to be.

Likewise, the people in latter group are more likely to be vulnerably housed – living in a hostel, for example. Numbers do overlap, as some clients might engage with the RSIT multiple times. As such, these numbers give a better (but not complete) idea of the numbers of clients sleeping rough, and the numbers who are vulnerably housed or otherwise homeless.

Number of clients attending drop-in:



Number of clients seen during RSIT outreach:

