

Rough Sleeping: Bridgend

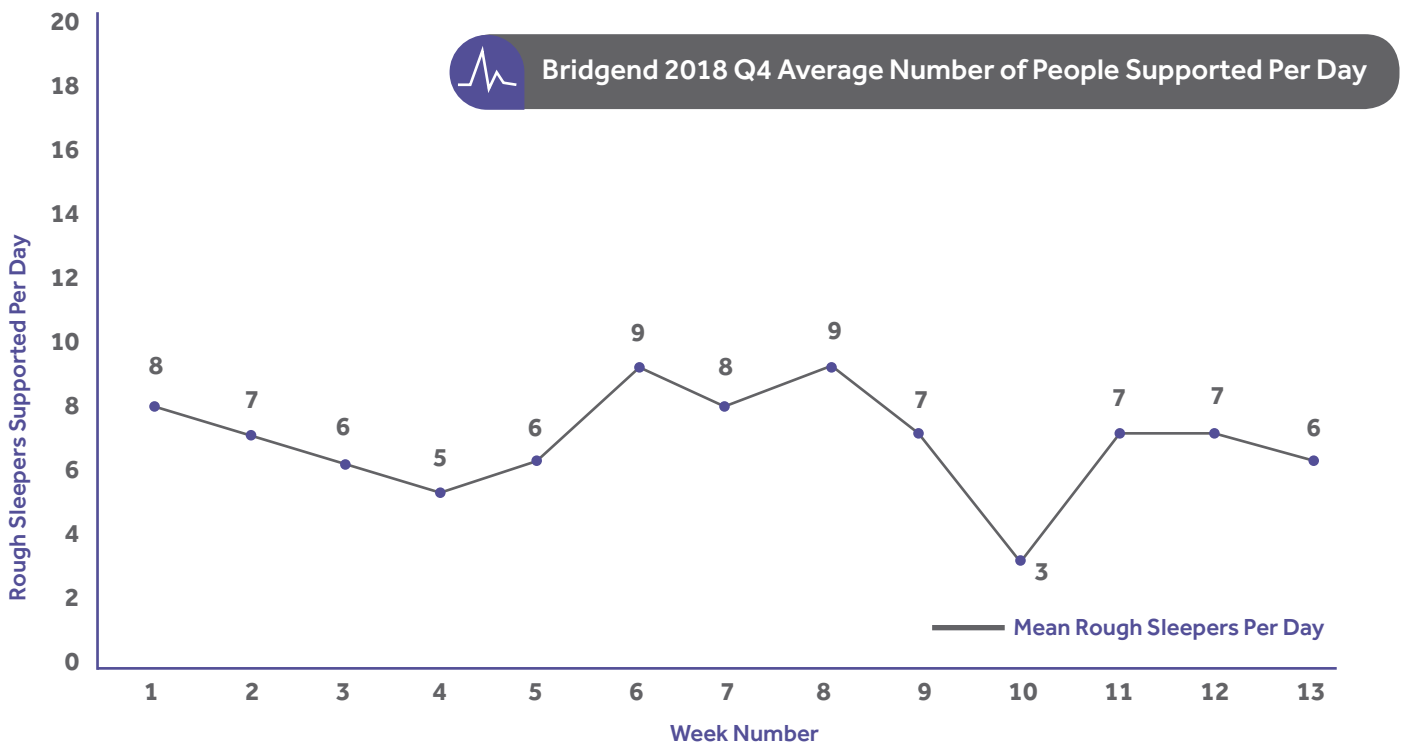


The primary aim of the Rough Sleepers Intervention Teams (RSITs) is to get people off the streets. Our team in Bridgend & Porthcawl operates 7 days a week, 52 weeks a year. The team works to locate rough sleepers and refer them to services and accommodation. The data collected provides the age and gender of those found sleeping rough and the numbers supported each day.

These figures are not intended to provide absolute figures for the number of rough sleepers in the area but can be used as a minimum level and indicate trends over time.

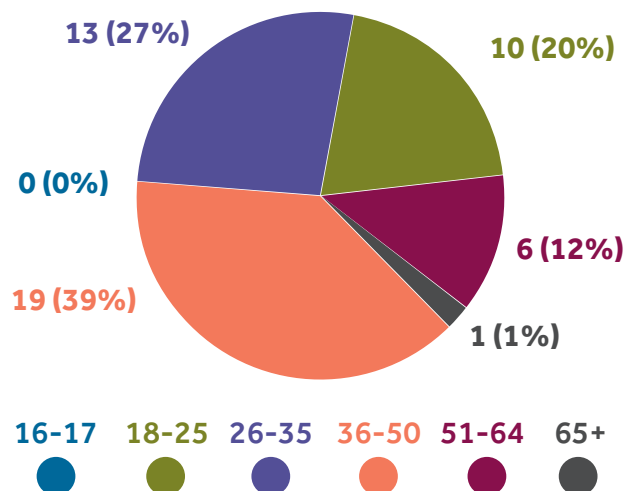
The results from Bridgend suggest that there has been **no change** in the average number of people rough sleeping between Q4 2017 and Q4 2018.

This data only refers the number of people who engage with our own Rough Sleepers' Intervention Teams, rather than the Local Authority's figures which represent data captured across all rough sleeper services – i.e. we track the number of people our RSITs make contact with.



Gender breakdown: People Supported = 49

Age breakdown

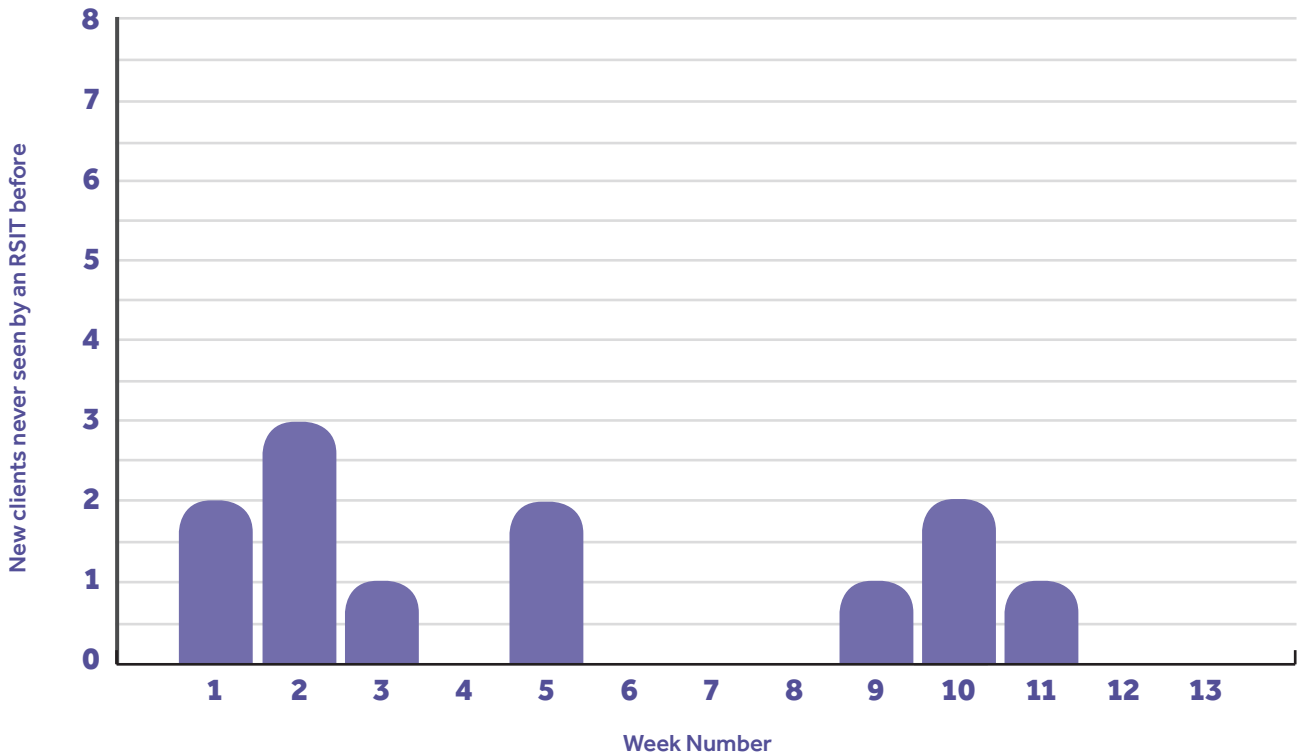


Average age of client
(‘Unknown’ ages affect averages)
37 = 37

New clients per week

Each week in Q4 2018, the number of clients never seen by the RSIT before was recorded.

 New clients each week (never seen by an RSIT before)



Clients seen during outreach and clients who came to drop-in services

Some clients engage with the RSIT 'on the street', during the breakfast run or at some other point during which the team is out around Bridgend. Other clients come to a drop-in run by the RSIT. Individuals in the former group are not necessarily sleeping rough, but are more likely to be. Likewise, the people in latter group are more likely to be vulnerably housed – living in a hostel, for example. Numbers do overlap, as some clients might engage with the RSIT multiple times.

As such, these numbers give a better (but not complete) idea of the numbers of clients sleeping rough, and the numbers who are vulnerably housed or otherwise homeless.

Number of clients attending drop-in:



Number of clients seen during RSIT outreach:

